

Welcome to  
Year 1!



# Our Classroom

We are so lucky in Year 1 to have such a big classroom and outdoor area to learn in.



# Our class timetable

Here's an example of a typical day in the Autumn Term...

8.45 – 8.55 – Children welcomed into school.

9.05 – 9.55 – Read Write Inc. (Phonics)

9.55 – 10.30 – English or Maths

10.30 – 10.40 – Assembly

10.40 – 10.55 – Playtime

10.55– 12.00 – English or Maths continued

12.00 – 1.00 - Lunch

1.00 – 1.30 – Year 1 Read Write Inc. Session & Master Number Programme

1.30 – 3.00 – PSHE / Science / P.E / ICT / Music / Geography / History / RE/  
Library (spread across the week)

3.00 – 3.15 – Story and book bags

The children will hear lots of stories at intervals throughout the day.


# P.E



In the Autumn term, children will have P.E on **Monday** and **Thursday**. They will need to come to school dressed in their school P.E top, black joggers / leggings / shorts (depending on the weather) and a hoodie in their house colour. The clothes they wear for P.E should not be branded where possible.

P.E will be outdoors unless the weather is poor.

# Maths Rocket



The children will continue to progress through the times table rocket.

**Bronze** – \*To know number bonds to 10 and within. \*To find one more and one less for any number up to 20.

**Silver** – \*To know all of my number bonds to and within 20. \* To recognise numbers to 50.

**Gold** - \* To count in steps of 2, 5 and 10 from 0 or 1 and in tens from any number, forwards.

**Platinum** – \* To count in steps of 2, 5 and 10 from 0 or 1 and in tens from any number, forwards and backwards.

# Spelling Bee

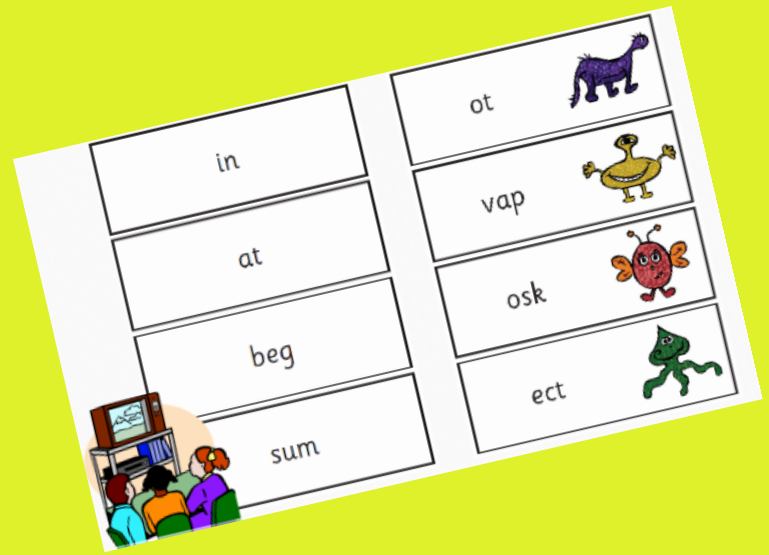

Children will begin their Spelling Bee journey this academic year. We follow a whole school programme, which is recorded in their Spelling Bee pack.

There are 5 steps for each coloured band.

The children need to get each spelling correct, which are taken from the high frequency words. The word lists to practise throughout the year can be found in their Spelling Bee pack. The aim is to move from one to another as the year progresses. Miss McCormack will present them with their spelling band when they have completed each step.



# Year One Phonics Screening Summer 2024



# What is Phonics?

Children in Year 1 have a 50 minute Read Write Inc. session each morning and an additional whole class speed sound session each afternoon.

Children are taught to read by breaking down words (**segmenting**) into separate **sounds** or 'phonemes'. They are then taught to **blend** these sounds together to read the whole word.

There are around 40 different sounds.





## Simple Speed Sounds

Consonant sounds - stretchy

f	l	m	n	r	s	v	z	sh	th	ng
										nk

Consonant sounds - stretchy

b	c	d	g	h	j	p	qu	t	w	x	y	ch
	k											

Vowel sounds - stretchy

a	e	i	o	u	ay	ee	igh	ow
---	---	---	---	---	----	----	-----	----

Vowel sounds - stretchy

Vowel sounds - stretchy

oo	oo	ar	or	air	ir	ou	oy
----	----	----	----	-----	----	----	----

## Complex Speed Sounds

Consonant sounds

f	l	m	n	r	s	v	z	sh	th	ng
ff	ll	mm	nn	rr	ss	ve	zz	ti		nk
ph	le	mb	kn	wr	se		s	ci		
					c		se			
					ce					

b	c	d	g	h	j	p	qu	t	w	x	y	ch
bb	k	dd	gg		g	pp		tt	wh			tch
	ck				ge							
	ch				dge							

Vowel sounds

a	e	i	o	u	ay	ee	igh	ow
	ea				a-e	y	i-e	o-e
					ai	ea	ie	oa
						e	i	o
							y	

oo	oo	ar	or	air	ir	ou	oy	ire	ear	ure
u-e			oor	are	ur	ow	oi			
ue			ore		er					
ew			aw							
			au							

# What is Phonics Screening?

Every Year 1 child in the country will be taking the statutory phonics screening check in the same week in the Summer Term.

The check is very similar to tasks the children already complete during their Read Write Inc. sessions.

The focus of the check is to provide evidence of children's **decoding (segmenting)** and **blending** skills, NOT to test their vocabulary.

# What is Phonics Screening?

It is suggested that every check will take between 4-9 minutes to complete.

They will be asked to 'sound out'/segment a word and then blend the sounds back together. E.g .p-a-t pat.



The check will consist of 40 words and non-words (nonsense words).

Children will be told if the word is a real word or a 'nonsense' word, with a corresponding alien image.

# Examples of words

in

at

beg

sum


ot



vap



osk



ect



# How will it be administered?

The class teacher will conduct all of the screening checks with the children.

The children will complete the check one – to – one in the meeting room in school.

We are not permitted to indicate to the children at the time whether they have correctly sounded out and/or blended the word.

# And the results...?

The results will be scored against the national standard (threshold to be determined by the DfE), historically **32 out of 40** has been the pass threshold.

We will inform you of whether your child falls below or within the national standard as part of the end of year school report.

If your child falls below the national standard they can re-take the Phonics Screening Check in Year 2.

# How can you help?

- Read, Read Write Inc. home readers.
- Participate in Read Write Inc. home videos when set.
- Encourage your child to sound out to find the sound they need within word.
- Encourage your child to blend sounds back together.
- Encourage your child to think about whether the sound makes sense (in real words!)
- Children can practise their phonics by playing games online.

## PICNIC on PLUTO



Obb and Bob are brothers. They both love to eat but they like to eat different things. Bob loves to eat snacks with real words on them. Obb loves to eat snacks with fake words on them. Can you drag each snack to the right brother?

Next

A version of 'Buried Treasure'.  
Blend to read the words on the  
snacks. Are they real or fake?  
Great for: Practising blending

## DRAGON'S DEN



These two dragons have got their eggs mixed up. It is making them so sad that they can't breathe fire any more. Can you help them to find their eggs? Drag each egg to the right dragon to get them breathing fire again. The green dragon's eggs have real words on them. The red dragon's eggs have made up words on them.

Next

A version of 'Buried Treasure'.  
Blend to read the words on the  
eggs. Are they real or fake?  
Great for: Practising blending

## BURIED TREASURE



Next

Blend to read the words on the  
coins. Are they real or fake?  
Great for: Practising blending



# How can you help?

REMEMBER: Phonics is NOT the only way you become a good reader.

- Continue to read every day at home.
- Sound out, re-read to check it makes, and use pictures for clues.
- Ask questions about the books.

AND most importantly ENJOY READING!!!

# Homework

Children will receive homework on **Friday** which should be completed by **Tuesday**. Homework will be both paper based and through online learning platforms such as Purple Mash and Spelling Shed. Login details will be provided to access online activities.

Spellings will be sent home on **Tuesday** with the spelling test taking place the following **Monday**.

Reading books should be brought to school each day with their reading record. These will be changed weekly on a **Tuesday** to ensure fluency.



# Key Information

- Children wear PE kits on Mondays and Thursday.
- Book bags should be brought into school each day along with reading book and record.
- Children should be encouraged to read on a daily basis at home.
- Homework is set on a Friday and should be completed by Tuesday.
- Spellings are set on a Tuesday and tested the following Monday.



# Finally...

Keep an eye on our school Facebook page and the school website. These will be updated regularly so you can see all the fun things your children are learning.

If you haven't downloaded the Marvellous Me app, this is a great time to do it. We will send messages regularly through the app to keep you up to date with all you need to know.

If you have any queries or questions please ring school and I will call you back.